

**Receiver**

**From**

Society  
Reference  
Address  
Phone  
Fax  
E-mail

**Pump model:** S4-8/17  
**Item n° :** 60173461

Inverter application :

**Pump data**

P2 nominal requested : 3 kW  
Min. fluid temperature : 0 °C  
Max. fluid temperature : 40 °C  
Max. Permitted amount of sand : 150 g/m<sup>3</sup>

**Requested data**

Flow :  
Head :  
Fluid : Water  
Fluid Temperature : 20 °C  
Density : 998,3 kg/m<sup>3</sup>  
Kinematic viscosity : 1,005 mm<sup>2</sup>/s  
Vapor pressure : 2,34 kPa

**Hydraulic data (duty point)**

Flow :  
Head :  
Efficiency :  
NPSH :  
P2 nominal requested :

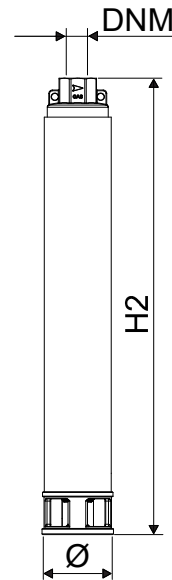
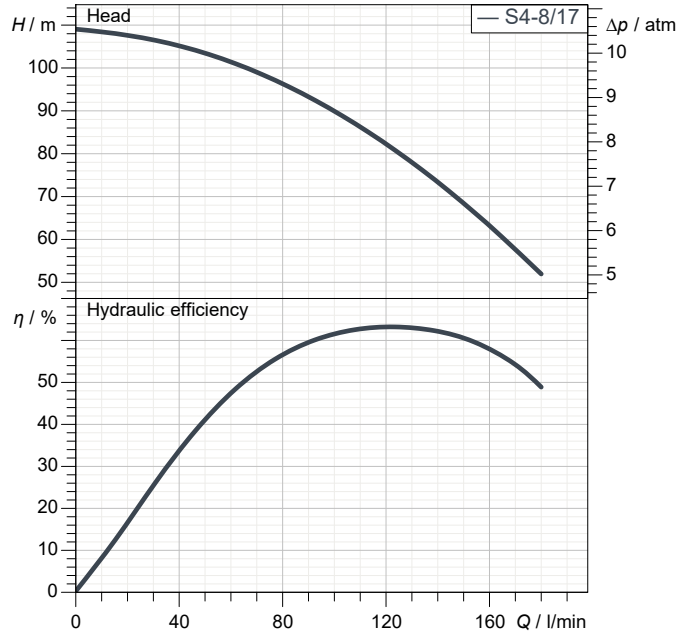
**Materials**

Lower support : Precision Cast Steel AISI 304  
Impeller : Technopolymer  
Diffuser : Technopolymer  
Screws : Stainless Steel AISI 304  
Cable sheath : Stainless Steel AISI 304  
Shaft with coupling : Stainless Steel AISI 420  
Filter : Stainless Steel AISI 304

**Motor data**

Motor type :  
Nominal power P2 :  
Rated voltage :  
Nominal current :  
Number of poles :  
Rated speed :  
Degree of protection :

**Curve tolerance according to ISO 9906**



**Weight :** 5,6 kg

**Dimensions in mm**

DNM	2" G-F				
H2	764				
Ø	99				

**Pump connection**

Discharge side : 2" G-F

Receiver

From

Society  
Reference  
Address  
Phone  
Fax  
E-mail

## Installation example without inverter



- A : Power supply line  
B : User  
1 : Electric control box  
2 : Electric pump bleed / priming cap  
3 : Manometer  
4 : Membrane vase  
5 : Gate valve  
6 : Non-return valve  
7 : Delivery pipework  
8 : Minimum level electrode for electric probe  
9 : Electric pump  
10 : Well  
11 : Filters

### RECOMMENDATIONS FOR CORRECT INSTALLATION

- Keep a minimum distance of one metre from the bottom of the well.
- Install a non-return valve at least 10 metres from the delivery outlet of the pump.
- Install further non-return valves at 30-40 metre intervals.
- Ensure a minimum cooling flow around the motor during operation (for further information refer to the motor technical data sheet).
- Ensure that the dynamic level of the water in the well is at least one metre above the pump delivery

Receiver

From

Society  
Reference  
Address  
Phone  
Fax  
E-mail

## Installation example with inverter



- A : Power supply line  
B : User  
1 : Board to inverter (ADAC)  
2 : Electric pump bleed / priming cap  
3 : Manometer  
4 : Membrane vase  
5 : Gate valve  
6 : Non-return valve  
7 : Delivery pipework  
9 : Electric pump  
10 : Well  
11 : Filters  
12 : Pressure sensor (compulsory)  
13 : Flow sensor (optional)  
14 : Control panel (only for single-phase version, for capacitor housing)

### RECOMMENDATIONS FOR CORRECT INSTALLATION

- Keep a minimum distance of one metre from the bottom of the well.
- Install a non-return valve at least 10 metres from the delivery outlet of the pump.
- Install further non-return valves at 30-40 metre intervals.
- Ensure a minimum cooling flow around the motor during operation (for further information refer to the motor technical data sheet).
- Ensure that the dynamic level of the water in the well is at least one metre above the pump delivery

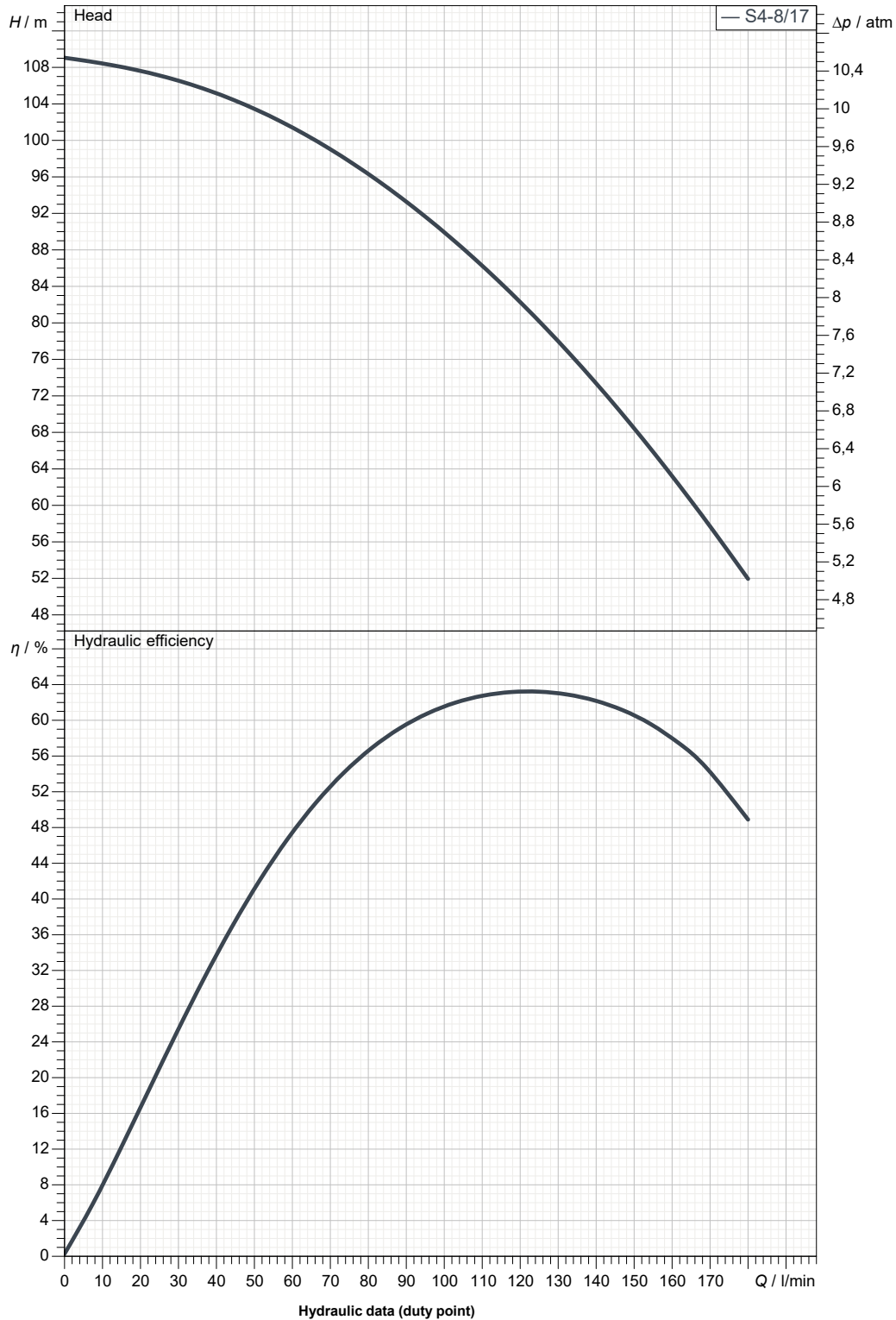
Receiver

From

 Society  
 Reference  
 Address  
 Phone  
 Fax  
 E-mail

**S4-8/17**

Curve tolerance according to ISO 9906



Suction side :

 Discharge side :  
 2" G-F  
 --

Flow :

Head :

Rated speed :

MAIN\_PROJECT\_TITLE

BUSINESS\_PROCESS\_ID

OWNER\_

ISSUE\_DATE

2020-05-22



**DIMENSIONAL DRAWING**

2020-05-22

Page 5 / 5

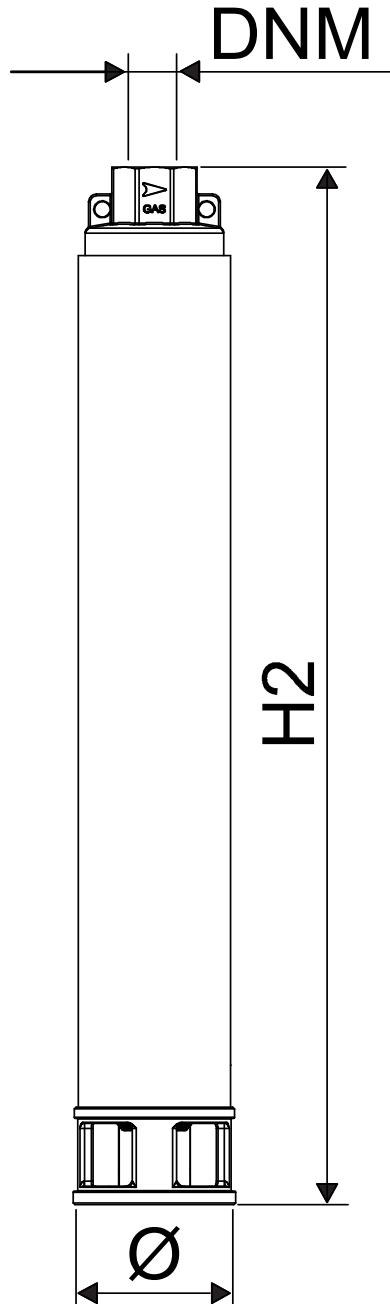
DAB PUMPS S.p.A.  
Via Marco Polo, 14 - 35035 Mestrino (PD), Italy  
Tel. +39 049 5125000 - Fax +39 049 5125950  
www.dabpumps.com

Receiver

From

Society  
Reference  
Address  
Phone  
Fax  
E-mail

S4-8/17



Dimensions in mm				Pump connection			
1	DNM	2" G-F					
2	H2	764					Suction
3	Ø	99					
4							
5							
6							
7							Discharge
8							2" G-F
9							--
10							
11							
12							

MAIN_PROJECT_TITLE	BUSINESS_PROCESS_ID	OWNER_	ISSUE_DATE 2020-05-22
--------------------	---------------------	--------	--------------------------